



District Report Card: 2017


State: Bihar	District: Patna
Class: 8	Subject: Mathematics
Schools: 51	Students: 1184


Participation/Coverage


Students

<div>GENDER</div> <div></div>	Boys				Girls			
	Number		%		Number		%	
	539		45.52		645		54.48	

<div>AREA</div> <div></div>	Rural				Urban			
	Number		%		Number		%	
	795		67.15		389		32.85	

<div>CATEGORY</div> <div></div>	SC		ST		OBC		GEN	
	Number	%	Number	%	Number	%	Number	%
	231	19.51	3	0.25	815	68.83	135	11.40

<div>CWSN</div> <div></div>	LD	VI	HI	S&LD	ID	Oth
	6	0	0	7	0	5

<div>Management</div> <div></div>	Government			Government-aided		
	Number		%	Number		%
	1138		96.11	46		3.89

Average Performance of Students in Mathematics (%)

Overall	Gender		Area		Management		Social Group			
	Male	Female	Rural	Urban	Govt.	Aided	SC	ST	OBC	GEN
49.28	50.91	47.92	48.86	50.13	49.47	44.49	45.57	57.78	50.40	48.69

Performance on Learning Outcomes (LOs)

Learning Outcomes	Description	Average Performance(%)
M601	Solves problems involving large numbers by applying appropriate operations	48.34
M606	Solves problems on daily life situations involving addition and subtraction of fractions / decimals	60.07
M620	Finds out the perimeter and area of rectangular objects in the surroundings like floor of the class room, surfaces of a chalk box etc.	56.81
M621	Arranges given/collected information in the form of table, pictograph and bar graph and interprets them	38.53
M702	Interprets the division and multiplication of fractions	49.66
M705	Solves problems related to daily life situations involving rational numbers	49.16
M706	Uses exponential form of numbers to simplify problems involving multiplication and division of large numbers	47.31
M707	Adds/subtracts algebraic expressions	61.74
M710	Solves problems related to conversion of percentage to fraction and decimal and vice versa	45.35
M717	Finds out approximate area of closed shapes by using unit square grid/graph sheet	35.73
M719	Finds various representative values for simple data from her/his daily life contexts like mean, median and mode	54.30
M721	Interprets data using bar graph	67.86
M801	Generalizes properties of addition, subtraction, multiplication and division of rational numbers through patterns	32.46
M802	Finds rational numbers between two given rational numbers	45.02
M803	Proves divisibility rules of 2, 3, 4, 5, 6, 9 and 11	61.12
M804	Finds squares, cubes, square roots and cube roots of numbers using different methods	62.97
M808	Uses various algebraic identities in solving problems of daily life	38.66
M812	Verifies properties of parallelogram and establishes the relationship between them through reasoning	37.61
M818	Finds surface area and volume of cuboidal and cylindrical object	23.98
M819	Draws and interprets bar charts and pie charts	52.36

Range of Performance of Students who Answered Correctly							
Below 30%		30% - 50%		50% - 75%		Above 75%	
Number	%	Number	%	Number	%	Number	%
285	24.07	315	26.60	406	34.29	178	15.03

Lowest Performing Learning Outcomes (LOs)

- 1 - Finds surface area and volume of cuboidal and cylindrical object (23.98)
- 2 - Generalizes properties of addition, subtraction, multiplication and division of rational numbers through patterns (32.46)
- 3 - Finds out approximate area of closed shapes by using unit square grid/graph sheet (35.73)

- 4 - Verifies properties of parallelogram and establishes the relationship between them through reasoning (37.61)
- 5 - Arranges given/collected information in the form of table, pictograph and bar graph and interprets them (38.53)